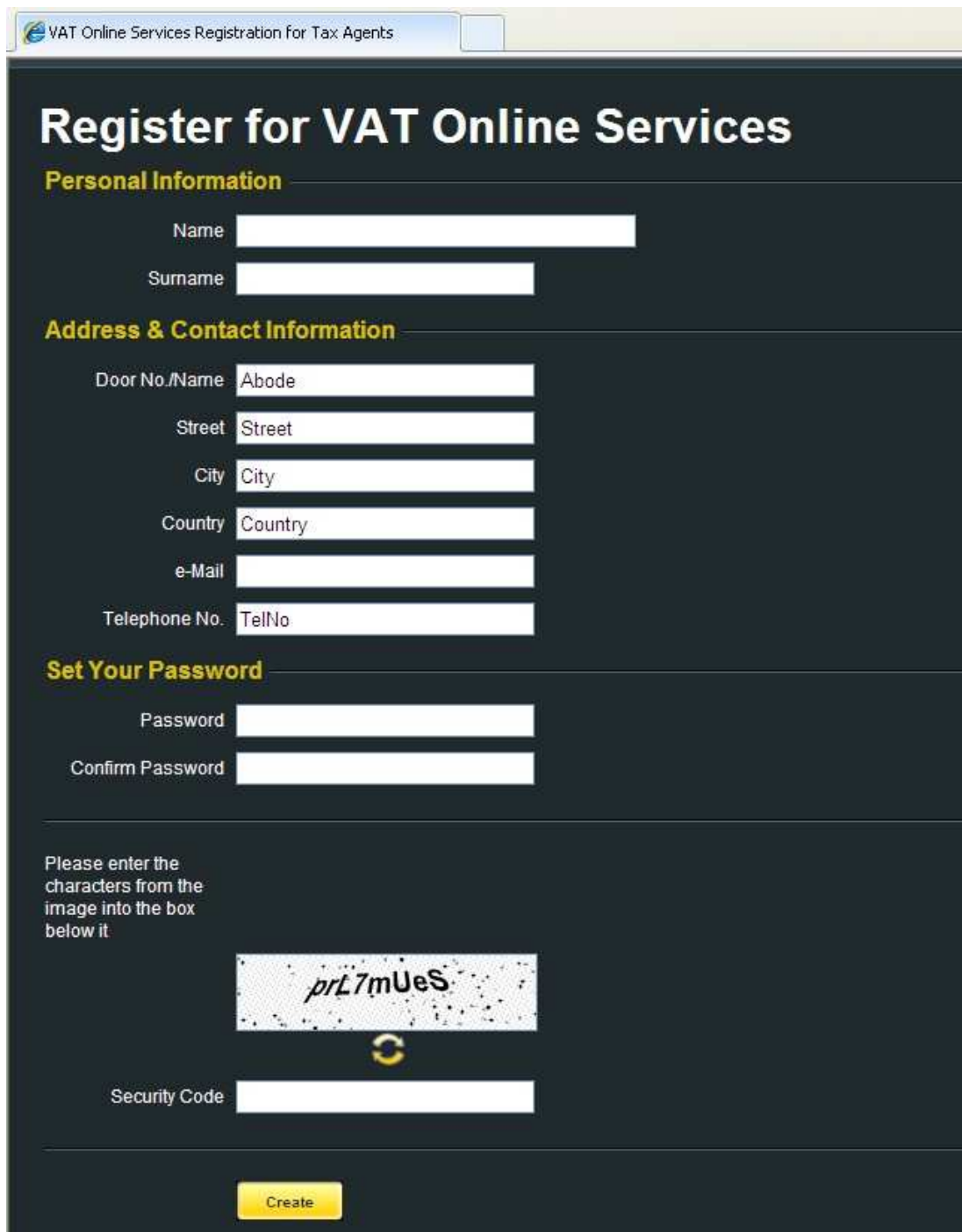


How to Register and Activate the Account outside e-ID

The registration process is only used if the tax payers or tax practitioner who cannot be issued with an e-ID. Users who have e-ID must use the e-ID login to access the services at:

<https://taxation.gov.mt/vatservices/vatlogin.aspx>. The relative forms have to be completed and sent to the VAT Department. The Department will verify and process the forms and will inform the users to register and activate their account through the following link:

<https://taxation.gov.mt/vattaxregistrationservice/register.aspx>



VAT Online Services Registration for Tax Agents

Register for VAT Online Services

Personal Information

Name

Surname

Address & Contact Information

Door No./Name

Street

City

Country

e-Mail

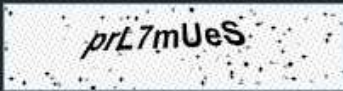
Telephone No.

Set Your Password

Password

Confirm Password

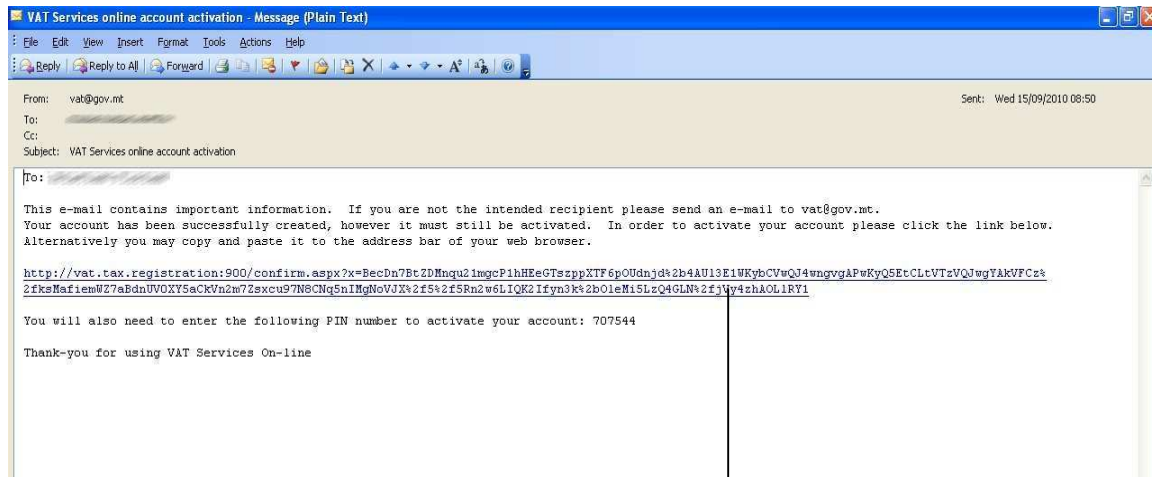
Please enter the characters from the image into the box below it



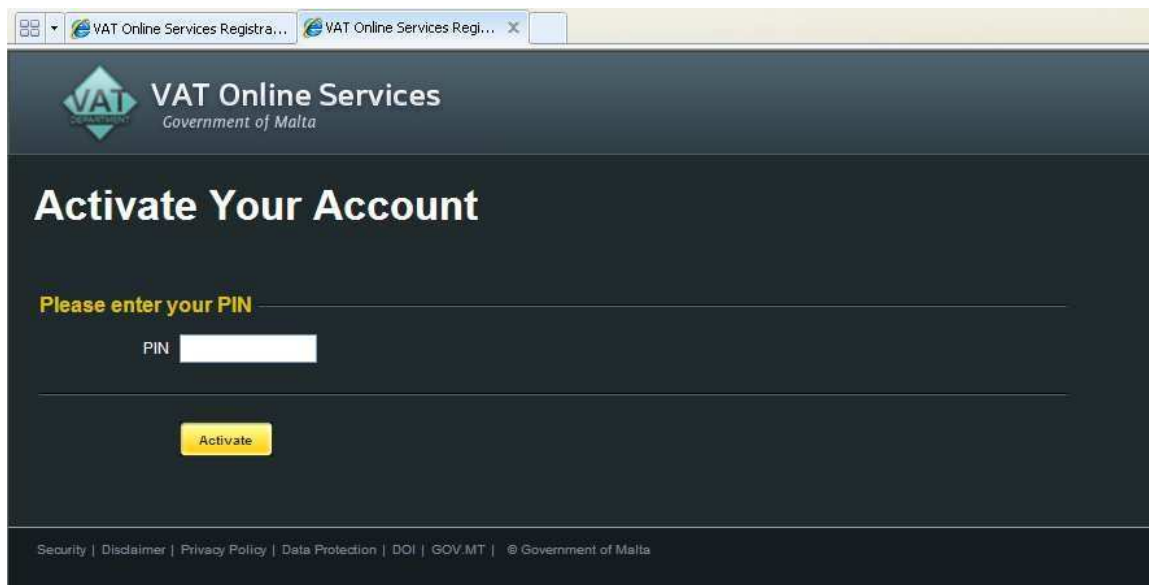
Security Code

The login of the user will be the e-mail specified on the **VAT Online Form 2** or **VAT Online Form 3**, while the password will be the one entered by the user above.

Upon clicking on the Create button, an e-mail (see sample below) will be sent to the e-mail address specified.



By clicking on the URL specified in the e-mail, the user is prompted to enter the PIN sent in within the e-mail and click on activate to activate the account.



The login page provided will be different from the one that requires e-id login <https://taxation.gov.mt/vatservices/vatlogin.aspx>. Users having e-ID must login using the normal link (<https://services.mygov.mt/vatservices/eidlogin.aspx>)

Tax Practitioners who have been authorized to use e-VAT online services by a Taxpayer who cannot be issued with an e-ID must use the normal access screen and their e-ID credentials.

The screenshot shows the 'VAT Online Services' login page for the Government of Malta. The page features a 'Welcome' section on the left and a 'VAT User Authentication' form on the right. The form includes fields for 'Username' and 'Password', a 'Login' button, and links for 'Register for an e-ID Account', 'Forgot your e-ID Password?', and 'e-ID FAQs'. Annotations with arrows point to the 'Username' field, labeled 'Enter Email', and the 'Password' field, labeled 'Enter Password'. The page footer includes the 'mygov.mt' logo, a list of links (Security, Disclaimer, Privacy Policy, Data Protection, DOI, GOV.MT), and the text 'Developed by NITA' and '© Government of Malta'.

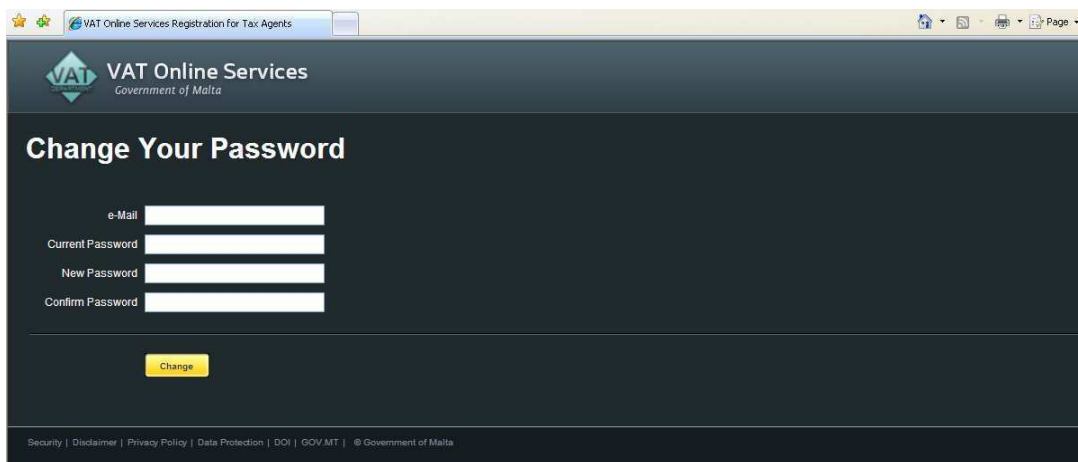
The taxpayer will be shown in the client list, upon successful login.

Change Password

The system will prompt the user to change the password every ninety days. A reminder e-mail will be issued by the web site.

To change the password, one must click on the link shown below:

<https://taxation.gov.mt/VATTaxRegistrationService/Change.aspx>



The screenshot shows a web browser window with the title "VAT Online Services Registration for Tax Agents". The page header features the VAT logo and the text "VAT Online Services Government of Malta". The main heading is "Change Your Password". Below this, there are four input fields: "e-Mail", "Current Password", "New Password", and "Confirm Password". A yellow "Change" button is positioned below the input fields. At the bottom of the page, there is a footer with links for "Security", "Disclaimer", "Privacy Policy", "Data Protection", "DOI", "GOV.MT", and "© Government of Malta".